

Activate MATLAB(線上)

MATLAB版本

點擊下方對應版本即可跳轉

R2022a

之前版本

R2022b

之後版本

Activate MATLAB步驟 (版本為R2022a之前)

執行Activate MATLAB

- 需以系統管理員身分執行

- 執行對應路徑程式

- **Windows**

- ```
C:\Program Files\MATLAB\R20XXx\bin\win64\activate_matlab.exe
```

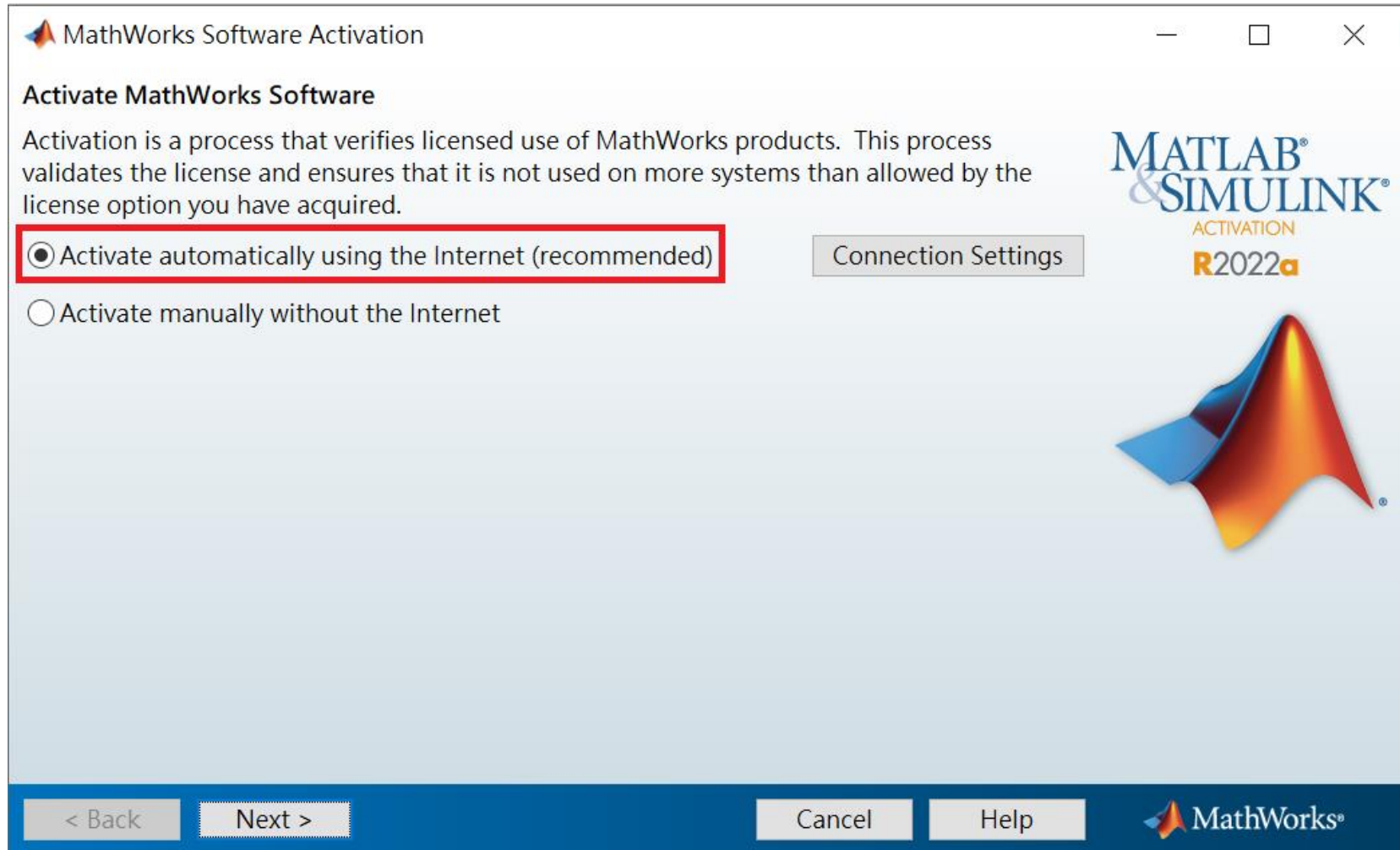
- **Linux**

- ```
/usr/local/MATLAB/R20XXx/bin/activate_matlab.sh
```

- **Mac**

1. 開啟Finder
2. 選擇應用程式
3. 對MATLAB icon右鍵
4. 選擇顯示套件內容
5. 開啟bin資料夾，然後再度開啟maci64
6. 執行Activate.app

選擇” Activate automatically using the Internet(recommended)”



登入Mathworks帳號

Log in or Provide License File

Log in, create an account, or provide your license file

You can use your MathWorks Account to automatically retrieve your license file, or if you already have a license file, you can provide it here.

Log in to my MathWorks Account:


Email Address:


Password:

[Forgot your password?](#)

I need to create an Account (requires an Activation Key)

Enter the full path to your license file, including the file name:





選擇License

License Selection

Select a license or enter an Activation Key

Select a license:


License	Label	Option
[Empty table body]		

Enter an Activation Key for a license not listed:

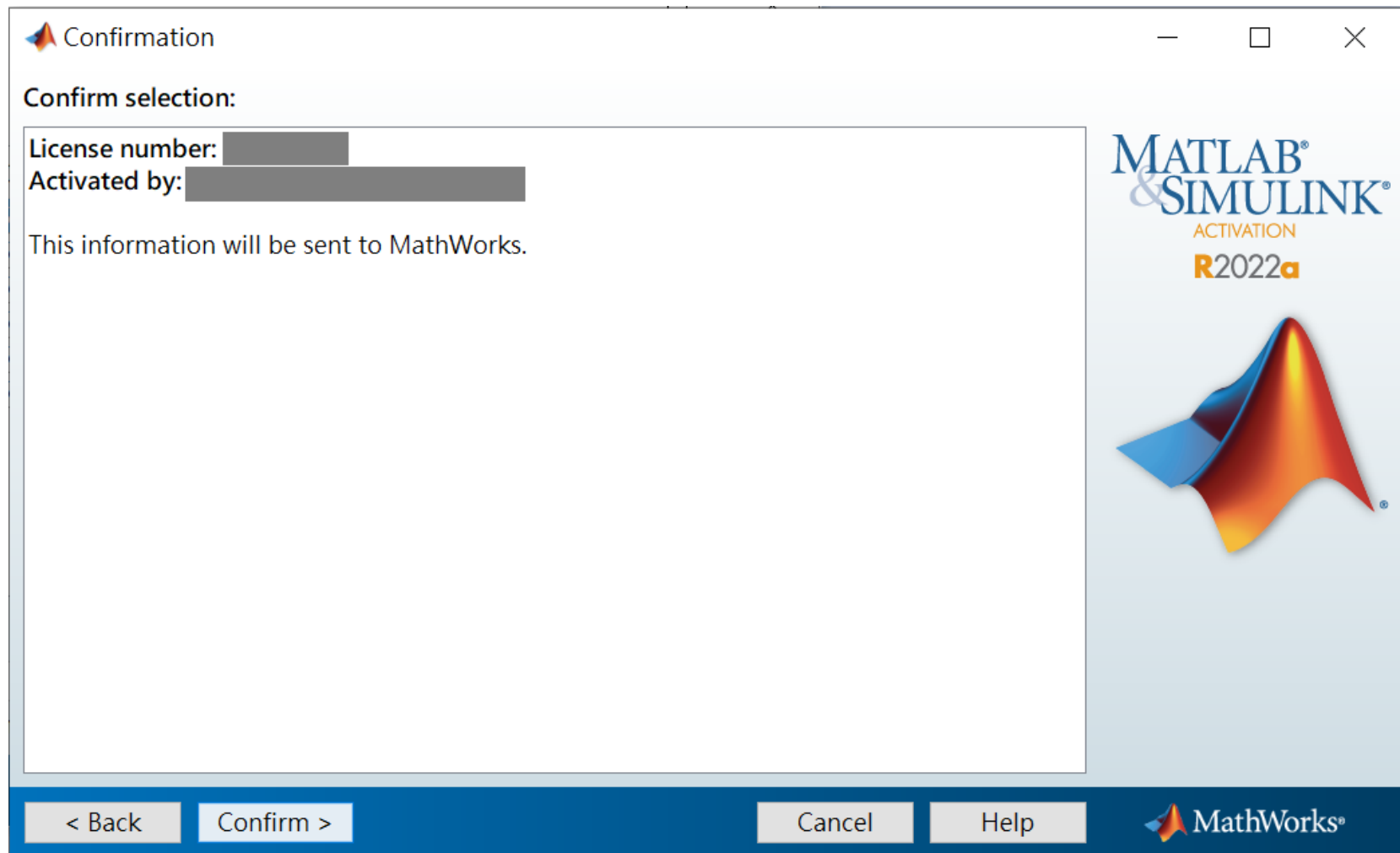
You may have received the [Activation Key](#) from the Administrator of the license.

< Back Next > Cancel Help

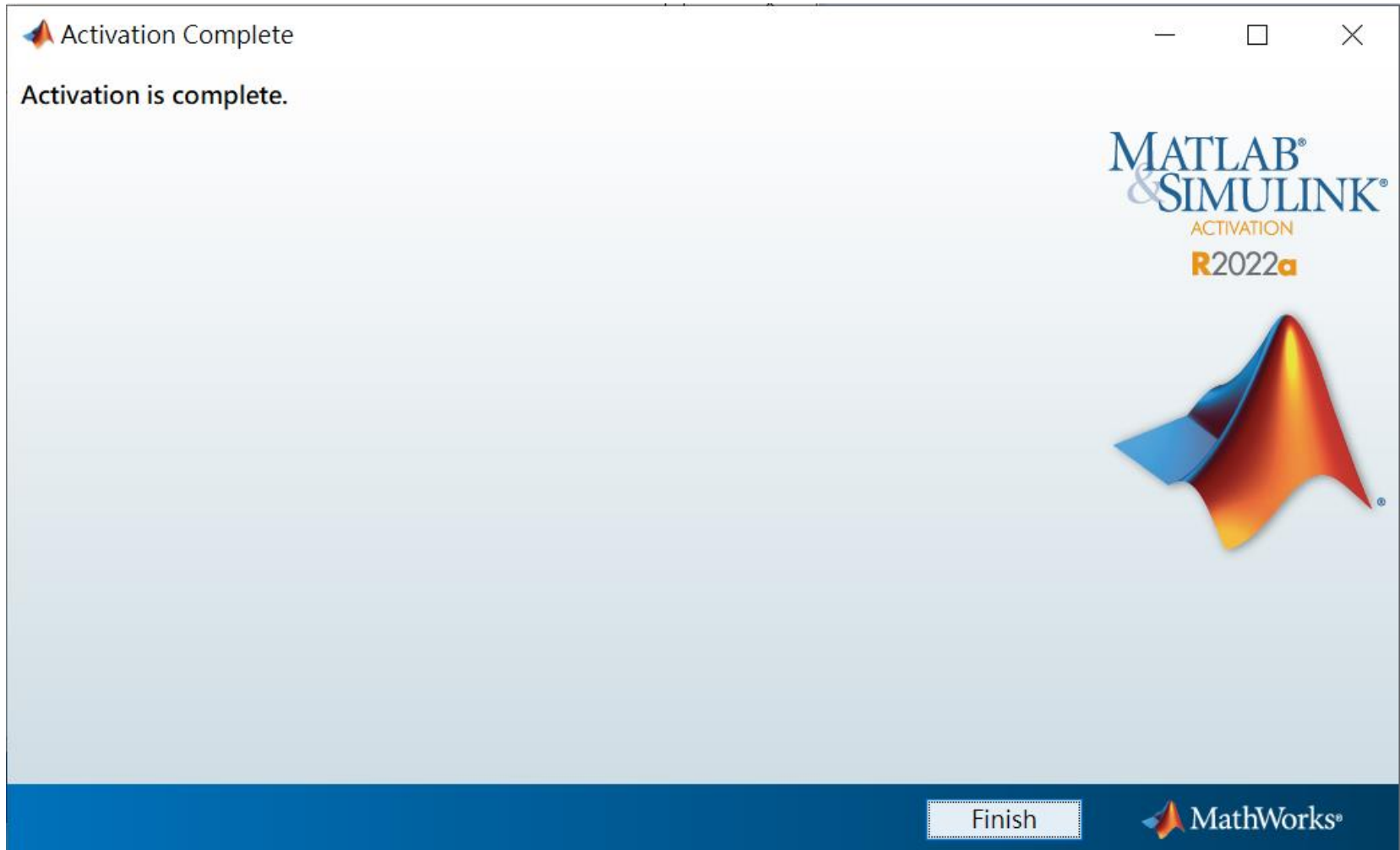
MathWorks®



確認資訊



完成



Activate MATLAB步驟 (版本為R2022b之後)

執行Activate MATLAB

- 需以系統管理員身分執行

- 執行對應路徑程式

- **Windows**

- ```
C:\Program Files\MATLAB\R20XXx\bin\win64\MathWorksProductAuthorizer.exe
```

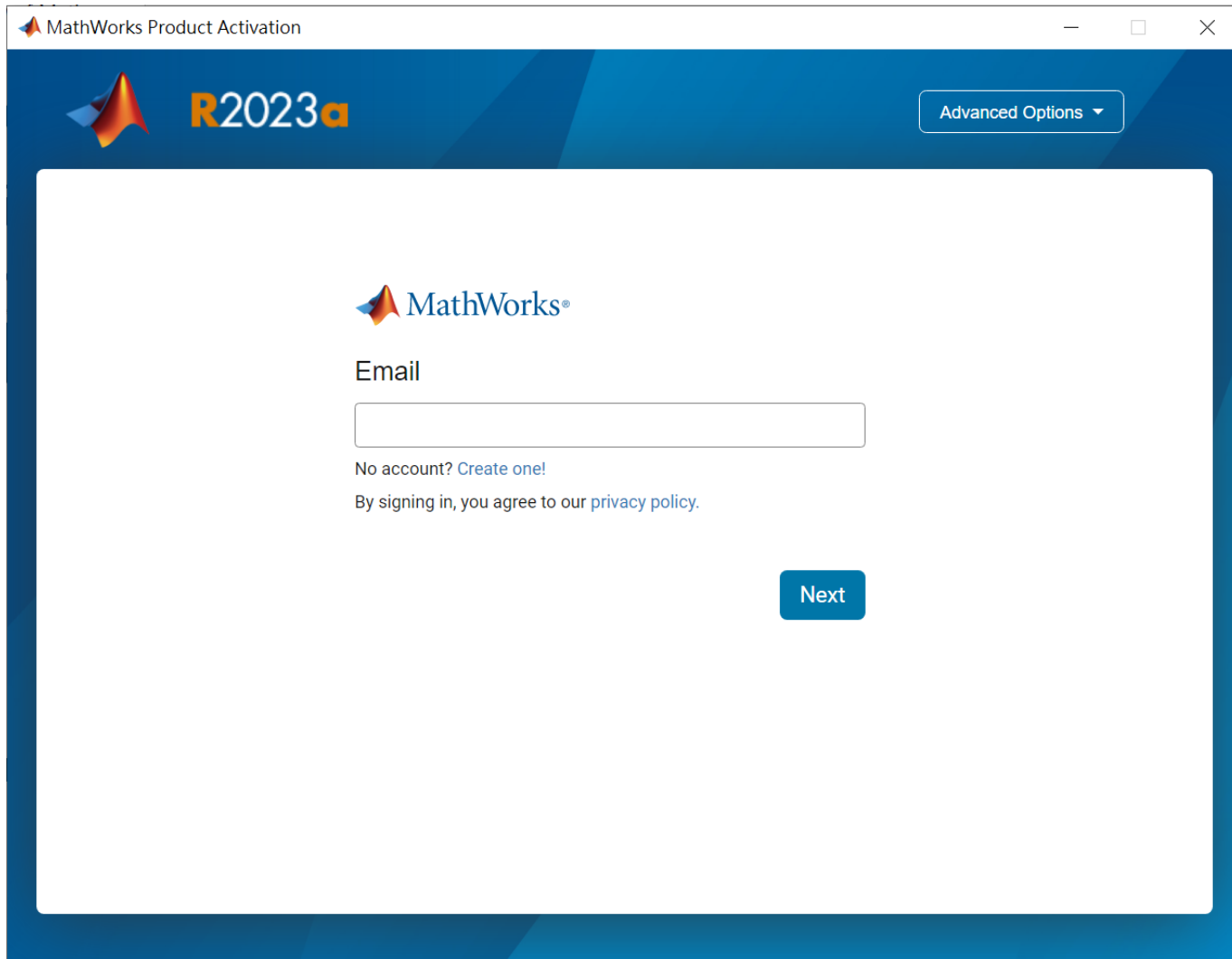
- **Linux**

- ```
/usr/local/MATLAB/R20XXx/bin/glnxa64/MathWorksProductAuthorizer.sh
```


- **Mac**


1. 開啟Finder
2. 選擇應用程式
3. 對MATLAB icon右鍵
4. 選擇顯示套件內容
5. 開啟bin資料夾，再度開啟maci64
6. 執行MathWorksProductAuthorizer

登入Mathworks帳號



MathWorks Product Activation

 **R2023a** Advanced Options ▾

 MathWorks®

Email

No account? [Create one!](#)

By signing in, you agree to our [privacy policy](#).

Next

選擇License

MathWorks Product Activation

R2023a

Advanced Options ▾

LICENSING CONFIRMATION

Select license

License	Label	License Use and Option

Next

確認資訊

MathWorks Product Activation

R2023a

Advanced Options ▾

LICENSING CONFIRMATION

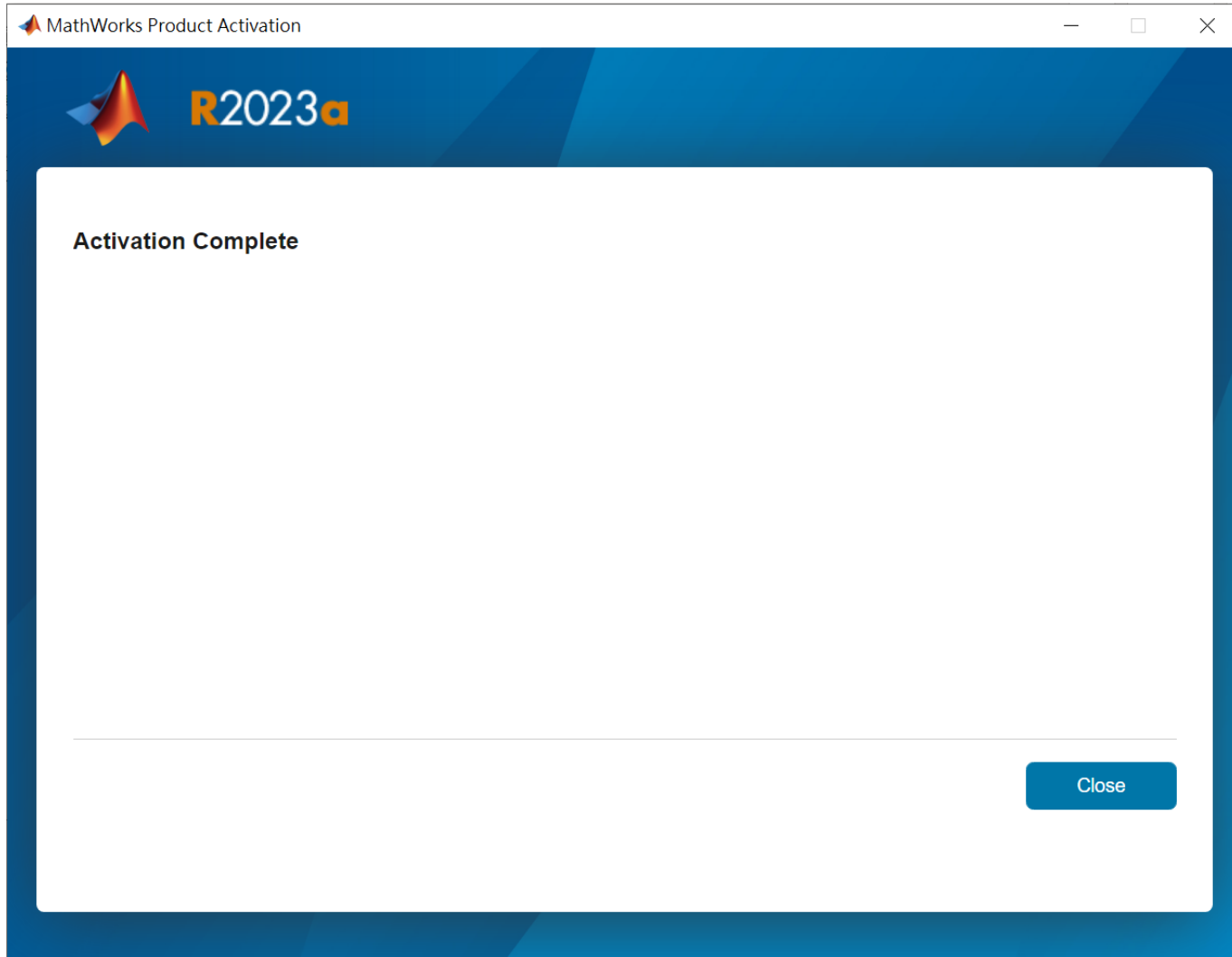
Confirm selections

LICENSING

Windows User Name:

Activate

完成



TeraSoft 鈦思科技

Accelerating your Research & Development

MathWorks[®]
Authorized Reseller

MATLAB[®]
& SIMULINK[®]

